

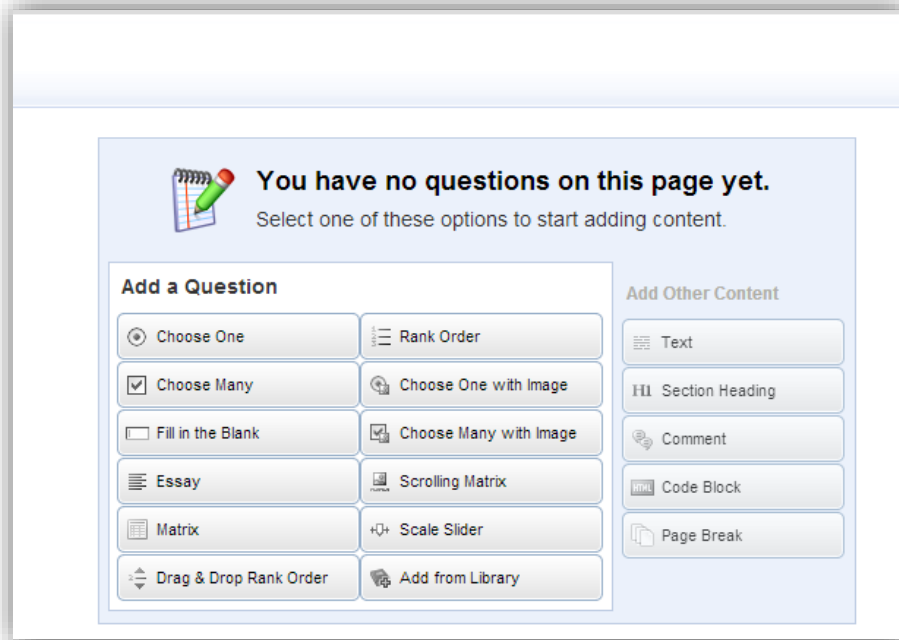
Quester ITB™ with Verint - Vovici

Version 1.0.0

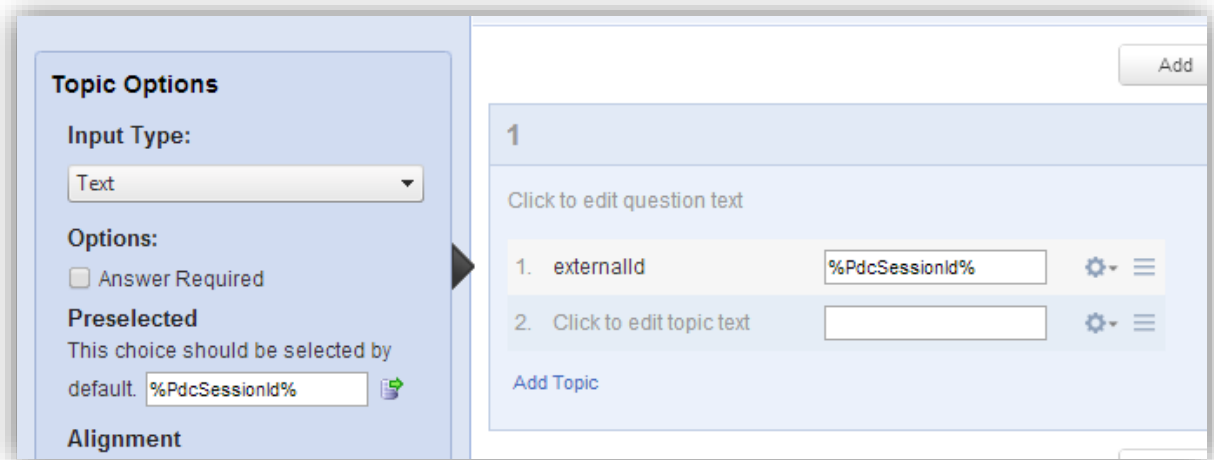
Last Revision 5/13/2014

ITB Setup

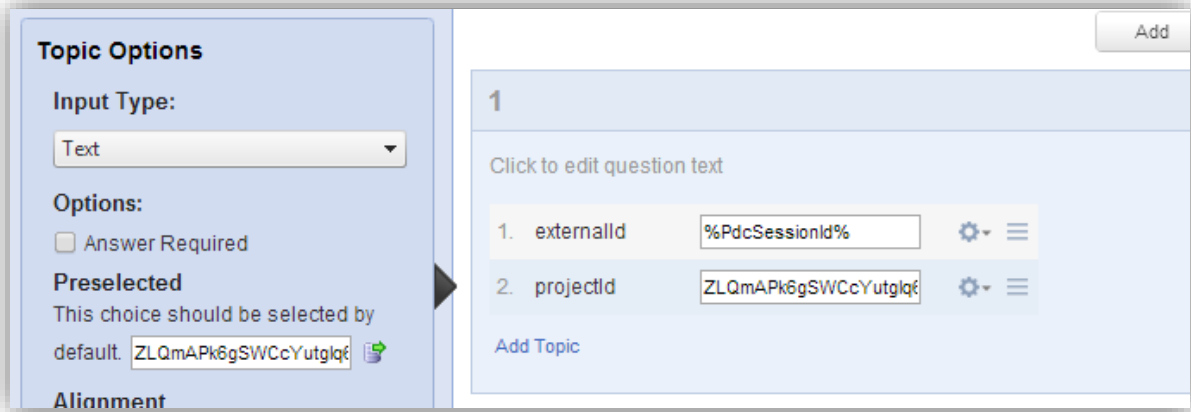
1. Navigate to the **Design** tab on the survey where you wish to use the Quester ITB. Create a new page where the ITB will be shown. There should be no other questions or content on this page.



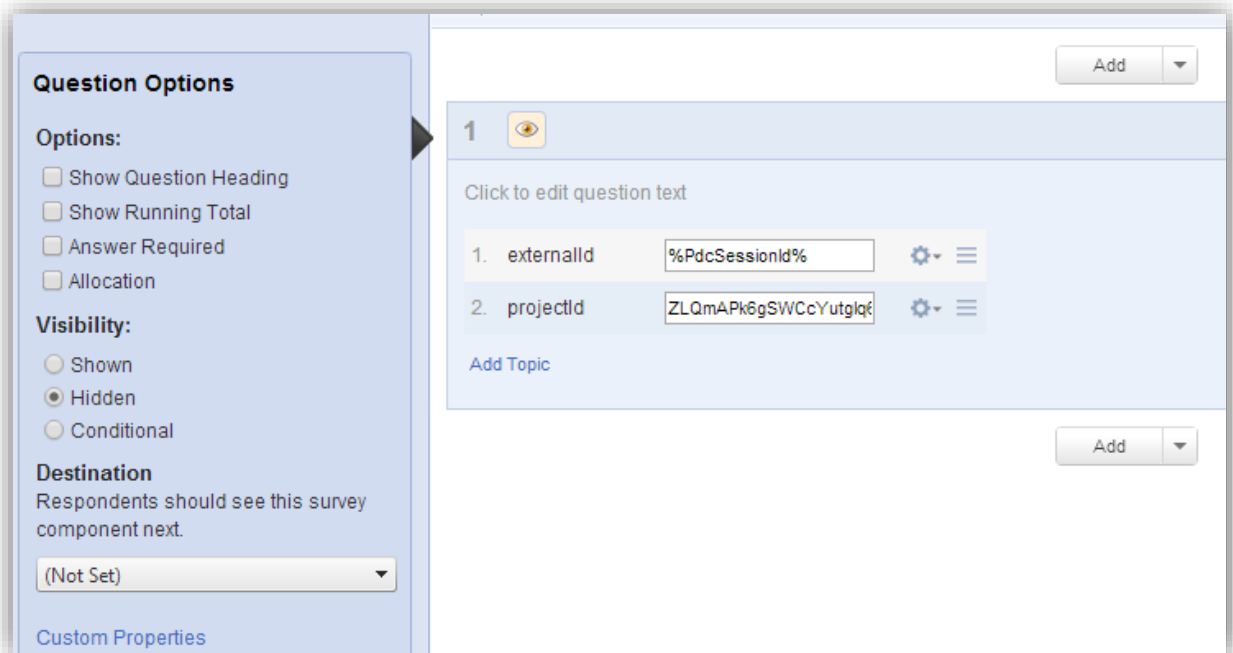
2. Select the **Fill in the Blank** question type.
 - a. Delete all topic boxes except for two.
 - b. Click on the "Click to edit topic text" area on the first box and enter **externalId**
 - i. Under **Input Type**: select **Text**
 - ii. In the **Preselected** box enter **%PdcSessionId%**
 - iii. Click out of the box to save your changes



- c. Click on the “Click to edit topic text” area on the second box and enter **projectId**
 - i. Under **Input Type:** select **Text**
 - ii. In the **Preselected** box enter the projectId value supplied by Quester. It will look similar to this - *ZLQ2APk6gSWCenWtqlq6jMGzVA-8a7mcK59Ww6W0eDw* (this is for demonstration only)
 - iii. Click out of the box to save your changes



- d. Click out of each of the topic boxes and you should see additional options on the left. Under **Visibility** click on **Hidden**



- e. Please make sure the order of the topic boxes match the above picture
3. Below the Fill in the Blank question you setup in step 2 click on **Add** and select the **Essay** question.
 - a. Click on the “Click to edit question text” area and add the question text you would like to display in the ITB.
 - b. Click out of the box to save your change

2

Help me understand why you picked that brand. What makes that brand better than the others?

Add

4. Below the Essay question you setup in step 3 click on **Add** and select a **Code Block**.
 - a. Click on the "Click to edit code block" area and copy all of the code from the text file - **VerintVovici-Code.txt** located on the Survey Platforms page, then paste it in
 - b. Click out of the box to save your change

** Text file of the below code is available on the Survey Platforms page (VerintVovici.txt)*

*** The below is for reference only. To prevent copy and paste errors, copy the code directly from the VerintVovici.txt file*

```
<style>
.submit-button {display:none;}
.question-text {display:none;}
.response-set {display:none;}
</style>
<script type="text/javascript" src="https://www.socratesinsights.com/itb/ajax/standard/1.0.0/itb.js"></script>
<script type="text/javascript">
var question = $(".question-text").text();
var fillin_id = $(".question.fillin").attr('id');
var essay_id = $(".question.essay").attr('id');

fillin_id = fillin_id.replace("_WRAPPER", "");
essay_id = essay_id.replace("_WRAPPER", "");

Quester.loadITB({
  projectId : $("#" + fillin_id + "_2").val(),
  externalId : '%PdcSessionId%',
  question : question,
  jsFunction : 'collectData',
  width : '600',
  height : '450'
});

function collectData(xml) {
  try {
    xmlDoc = new ActiveXObject("Microsoft.XMLDOM");
    xmlDoc.async = "false";
    xmlDoc.loadXML(xml);
  } catch(e) {
    try {
      parser = new DOMParser();
      xmlDoc = parser.parseFromString(xml, "text/xml");
    } catch(e) {
      alert(e.message);
      return;
    }
  }

  var status = null;
  var respondentId = null;
  var conversation = null;
  var conversationTag = null;
  var responses = "";
}
```

```

var delimiter = "|";

status = xmlDoc.getElementsByTagName("status")[0].childNodes[0].nodeValue;

if (status != null && (status == "1.0")) {

    conversationTag = xmlDoc.getElementsByTagName("conversation");
    responses = "";

    for (i=0; i < conversationTag[0].childNodes.length; i++) {
        if (conversationTag[0].childNodes[i].nodeName == "response") {
            responses += conversationTag[0].childNodes[i].childNodes[0].nodeValue + delimiter;
        }
    }

    responses = responses.substring(0, responses.length-1);
}

if (status != "1.0") {
    responses = "STATUS CODE: " + status;
}

document.getElementById(essay_id).innerHTML = responses;
document.PdcSurvey.submit();
}
</script>

```

```

Code Block
<style>
.submit-button {display:none;}
.question-text {display:none;}
.response-set {display:none;}
</style>
<script type="text/javascript" src="https://www.socratesinsights.com/itb/ajax/standard/1.0.0/itb.js"></script>
<script type="text/javascript">
var question = $("#question-text").text();
var fillin_id = $("#question.fillin").attr('id');
var essay_id = $("#question.essay").attr('id');

fillin_id = fillin_id.replace("_WRAPPER", "");
essay_id = essay_id.replace("_WRAPPER", "");

Quester.loadITB({
projectId : $("#" + fillin_id + "_2").val(),
externalId : '%$PdcSessionId%',
question : question,
jsFunction : 'collectData',
width : '600',
height : '450'
});

function collectData(xml) {
try {
xmlDoc = new ActiveXObject("Microsoft.XMLDOM");
xmlDoc.async = "false";
xmlDoc.loadXML(xml);
} catch(e) {
try {

```

5. Repeat steps 1-4 every time you want to use the Quester ITB.

Data File

When you export a data file from Verint-Vovici you will notice a few additional columns in your data file. These include a column for the **externalId** value (Q2_1 in the below picture) which is a unique value which can be used to match up data in the Quester database if needed. (Q2_2) in the below picture is the Quester provided **projectId** value and (Q3) are the responses from the ITB.

B	C	D
1 (Q2_1)	1 (Q2_2)	2 (Q3)
0B87B7ED501E0E2E08D13D8E89A07B2D7E	ZLQmAPk6gSWCcYutglq6jRGzVA-8a7mcK59Ww6c0gDw	It tastes better. Has better flavor and is very yummy.
0B87B7ED501E0E2E08D13D8EA3BB7B7409	ZLQmAPk6gSWCcYutglq6jRGzVA-8a7mcK59Ww6c0gDw	The flavor was rich. Lots of taste and very moist.
0B87B7ED501E0E2E08D13D8EBFA506357D	ZLQmAPk6gSWCcYutglq6jRGzVA-8a7mcK59Ww6c0gDw	The colors are very bright and really stick out. They catch people's attention and turn heads.
0B87B7ED501E0E2E08D13D8EDF922B8975	ZLQmAPk6gSWCcYutglq6jRGzVA-8a7mcK59Ww6c0gDw	The design and functionality is better than other devices. The functionality is very important to me. I want something which really works.

Notice the pipe character - | in column (Q3). Depending on probing there will typically be multiple responses to a single ITB question. All of these responses need to be stored in one column so we use the pipe character - | to separate the responses.

D	E
2 (Q3)	
It tastes better. Has better flavor and is very yummy.	
The flavor was rich. Lots of taste and very moist.	
The colors are very bright and really stick out. They catch people's attention and turn heads.	
The design and functionality is better than other devices. The functionality is very important to me. I want something which really works.	

Tips to Remember

- The **projectId** value is supplied by Quester.
- The ITB is designed to be the only question on the page so be sure there are no other questions or content on the page except for what is explained in this document.
- The ITB will automatically submit the page and advance to the next page when probing is finished.
- In order for the ITB to submit and advance to the next page correctly it can NOT be used on the last page of a survey.